calpeda®

OEM solutions

index

shaping solutions for OEMs 04

your challenges, our answers 06

flexible range for OEMs 08

ask us whatever you need 10

OEM Market and Compliance with U.S. Standards 14

consulting and redesign service 16

certified quality 18

global presence, local service 20

- NM, NMD 22
- NM, NMS 24
- NR 26
- NMX 28
- MXH 30
- MXV 32
- C 34
- T, TP 36

shaping solutions for OEMs

Calpeda is the ideal partner for OEMs, offering customized and reliable water pumping solutions. We provide a complete service, including engineering and after-sales support, ensuring tailor-made products for a wide range of applications. Our experience, combined with the ability to respond quickly to the market demand and deliver high-level technical support, makes us a reliable and trusted partner.



your challenges, our answers

Thanks to our consolidated know-how and flexibility in customizing solutions, we are able to offer reliable water pumping systems, ideal for a wide range of OEM applications, ensuring optimal performance in every context.

Cooling systems

Energy Efficiency: designed to reduce energy consumption for cost-effective and sustainable refrigeration

Industrial chillers
Marine chillers
Civil chillers
Evaporative towers
Data centers

Thermoregulation applications

Durability: designed for reliability, reducing maintenance and extending lifespan

Presses for plastics industry
Kilns for ceramics industry
Presses for wood industry

Industrial processes

Versatility: adaptable features for a variety of industrial equipment, making them ideal for lubrication, filtration, and heating

Industrial machinery (lubrication)
Machine tools (process water filtration)
Laundries and industrial boilers

Water treatment solutions

Extreme Resistance: designed to withstand high temperatures and corrosive fluids, ensuring stable performance in challenging environments

Desalination plants
Reverse osmosis systems
Industrial waste water treatment
Waste water evaporators

Industrial washing plants

Reliability: ensure maximum performance, operational continuity and sustainable water management

Food and beverage industry cleaning systems
Mechanical parts cleaning machines
Car washing machines

flexible range for your needs

Calpeda offers OEMs a wide product range for diverse applications. Thanks to our expertise and our organizational capabilities, we are able to produce products tailored to specific needs, ensuring efficiency, durability, and high performance.

NM, NMD

Close coupled centrifugal pumps with threaded ports

NM, NMS

Close coupled centrifugal pumps with flanged connections

NR

In-line pumps

NMX

Close coupled centrifugal pumps in stainless steel with threaded ports

MXH

Horizontal multi-stage close coupled pumps in stainless steel

MXV

Vertical multi-stage pumps in-line in stainless steel

C

Centrifugal pumps with open impeller

T, TP

Peripheral pumps

ask us whatever you need

Calpeda offers a customization service to adapt its pumping systems to the specific needs of OEMs. For us, flexibility means offering a wide range of options, from simple modifications to the complex redesign of a product, without compromising the delivery time.

Customized solutions

Different materials for different applications

The selection of materials is tailored to the operating conditions and specific requirements of each application.
With the support of our experts, you will find the ideal solution, ensuring optimal performance and long-lasting durability.

CASING

CAST IRON

BRONZE

STAMPED SS
AISI 304 AND AISI 316

IMPELLER

CAST IRON

BRONZE

CASTED / STAMPED SS
AISI 304 AND AISI 316

MEC. SEAL

CERAMIC

GRAPHITE

SILICON CARBIDE

WIDIA

SHAFT

AISI 304

AISI 316

GASKET

NBR

FPM

EPDM

PTFE

Almost unlimited potential combinations

We offer a wide range of mechanical seals to meet our customers' pumping needs. By combining the pump body and impeller (available in cast iron, bronze, or stainless steel) with various mechanical seals, it is possible to pump a wide variety of special liquids.

CASING	IMPELLER	SEAL FACES	GASKETS	SHAFT	TYPE OF LIQUID
CAST IRON	CAST IRON	SILICON CARBIDE/ CARBON GRAPHITE	EPDM	AISI 304	**WATER WITH GLYCOLE or HOT WATER UP TO 140°C**
CAST IRON	AISI 316	CERAMIC/ CARBON	FPM	AISI 316	**SWIMMING POOL WATER or OIL UP TO 140°C**
CAST IRON	CAST IRON	SILICON CARBIDE/ SILICON CARBIDE	FPM	AISI 304	**OIL UP TO 200°C**
BRONZE	BRONZE	CERAMIC/ SPECIAL CARBON	EPDM/FPM	AISI 316	**SEA WATER**
AISI 316	AISI 316	SILICON CARBIDE/ CARBON GRAPHITE	FPM	AISI 316	**DEMINERALIZED WATER**

OTHER LIQUIDS OR SOLUTIONS WITH:

ACETONES
ALCOHOLS
ALKALI
BASIC ABRASIVE SUBSTANCES
BRACKISH WATER
CALCIUM HYDRATE
CAUSTIC SODA
CLEAN HYDROCARBONS
DEGREASING
DETERGENTS
DISTILLED WATER
FUMES DAMP
HYDROCARBONS AND DERIVATIVES
KETONES
LIGHT DIESEL OIL
LIME
MILK OF LIME
POWDERED MILK
SATURATED BRINES
SOLVENTS
SWIMMING POOL WATER
THERMAL WATER
TRICHLORETHYLENE
VARNISH FOR WOOD
WATER WITH MARBLE POWDER
WATER WITH PRESENCE OF SAND
WINE (FILTERING) WITH FOSSIL MEAL

Customized solutions

Labels and packaging

We offer customized labels featuring the client's logo, helping to promote their brand and ensure visual consistency for the end user.

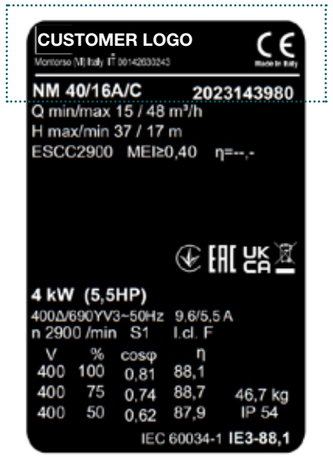

Impeller diameter optimization

We offer the option to customize the impeller diameter to optimize the pump's performance curve, precisely matching the customer's desired operating point.

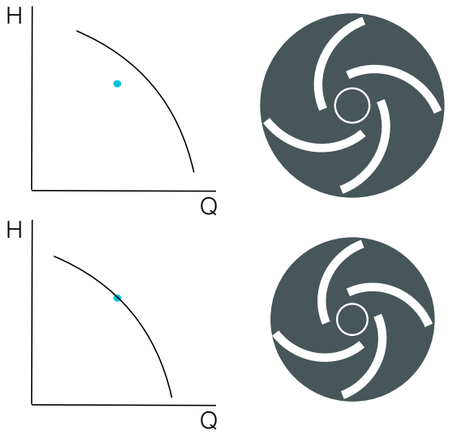

Customized solutions

Available voltages and motor range

Motors are available in various voltages and with a wide range of customization options, designed to meet the specific needs of our customers. We offer tailor-made solutions for every application, ensuring optimal performance.

SUPPLY VOLTAGES

50 Hz

Standard voltages 230/400 - 400/690

Special voltages Ex. 110V, 500V

60 Hz

Standard voltages 220/380 – 380/660

Special voltages Ex. 200/346 - 265/460 - 277/480

SPECIAL MOTORS

TROPICALIZATION (EXTRA IMPREGNATION)
SHAFTS IN AISI 316L STAINLESS STEEL
ANTI-CONDENSATION HEATERS
PTC PROBES
WATERTIGHT BEARINGS
UL MOTORS (230-460/60 HZ)

Exclusive coating: guaranteed durability and quality

We offer an exclusive painting service with a wide range of colors. Custom coatings,, made with high-quality materials, ensure resistance and long-lasting durability. The process is carried out at our main facility, using an advanced system that meets the highest environmental standards.

OEM Market and Compliance with U.S. Standards

We offer fully customizable solutions in terms of:

- Electrical configuration — power supply voltages compatible with NEMA standards (e.g., 60 Hz, 115/230V, 208-230/460V); custom cables and connectors; UL/CSA certifications available.
- Hydraulic and mechanical design — ANSI-standard flanges, fluid-specific materials (e.g., AISI 304/316 stainless steel, bronze, cast iron).
- Regulatory compliance — support for compliance with local directives (UL, NSF, DOE, etc.); availability of high-efficiency solutions in line with both federal and state regulations.

We collaborate with OEM customers' R&D departments in co-design projects to develop integrated solutions that are both technically advanced and economically optimized.

Customized solutions

North American Market

NMS

MXV

Pump body

ANSI flanging

Motor

UL version (IEC flanging) for all sizes
Version without motor with NEMA flanging

Pump body

ANSI flanging or NPT threading

Motor

UL version up to 7.5 kW (2-pole)

NM, NMD

NR

MXH

NMX

T, TP

C

consulting and redesign service

With our established experience, we offer customized solutions, including redesign for special projects and prototyping, to meet the specific needs of our clients. Our team of experts will work alongside you to ensure the most suitable, safe, and efficient solution, always respecting delivery deadlines.

System for marine sector

Customer Need:
Our client required a highly reliable pump solution for a marine system—capable of withstanding harsh conditions and operating safely even in dry-run situations, without compromising durability.
Tailored Project:
R&D division redesigned “C” pump, equipped it with a double mechanical seal in an oil chamber and engineered it for dry-run operation—ensuring maximum protection, performance and longevity in critical marine applications.

REDESIGN

BEFORE

AFTER



System with on-board inverter for pressurization

Customer Need:
Our client required an energy-efficient pump solution that could integrate intelligently with their control system, using their own communication cable for seamless connectivity.
Tailored Project:
We delivered a redesigned MÈTA pump, featuring an on-board inverter and an optimized electronic board, enabling direct connection to the control panel. This ensured smart, reliable operation and full compatibility with the client’s integration setup.

REDESIGN

BEFORE

AFTER

certified quality

At Calpeda, our quality policy is centred on meeting and exceeding customer needs. We adhere to the highest standards throughout our production processes, ensuring exceptional product performance and reliable service. Our commitment extends to sustainable production practices. We fully comply with the RoHS directive and REACH regulation, including rigorous control of PFAS content, demonstrating our dedication to environmental responsibility and customer trust.

Product certifications

System certifications

state-of-the-art testing facility

over 1,000 sq. m area

end-of-line test

end-of-line water testing for 100% of products, verifying voltage, current and power consumption

comprehensive assistance

over 2,000 service centres worldwide

training and support

with dedicated programs

global presence, local service

Since 1959, Calpeda has been designing and manufacturing efficient and sustainable water pumping solutions in Italy, with a strong focus on technology and innovation. With a global presence and an international sales network, we provide optimal support to our customers, ensuring quality, reliability and fast availability of products and spare parts worldwide.

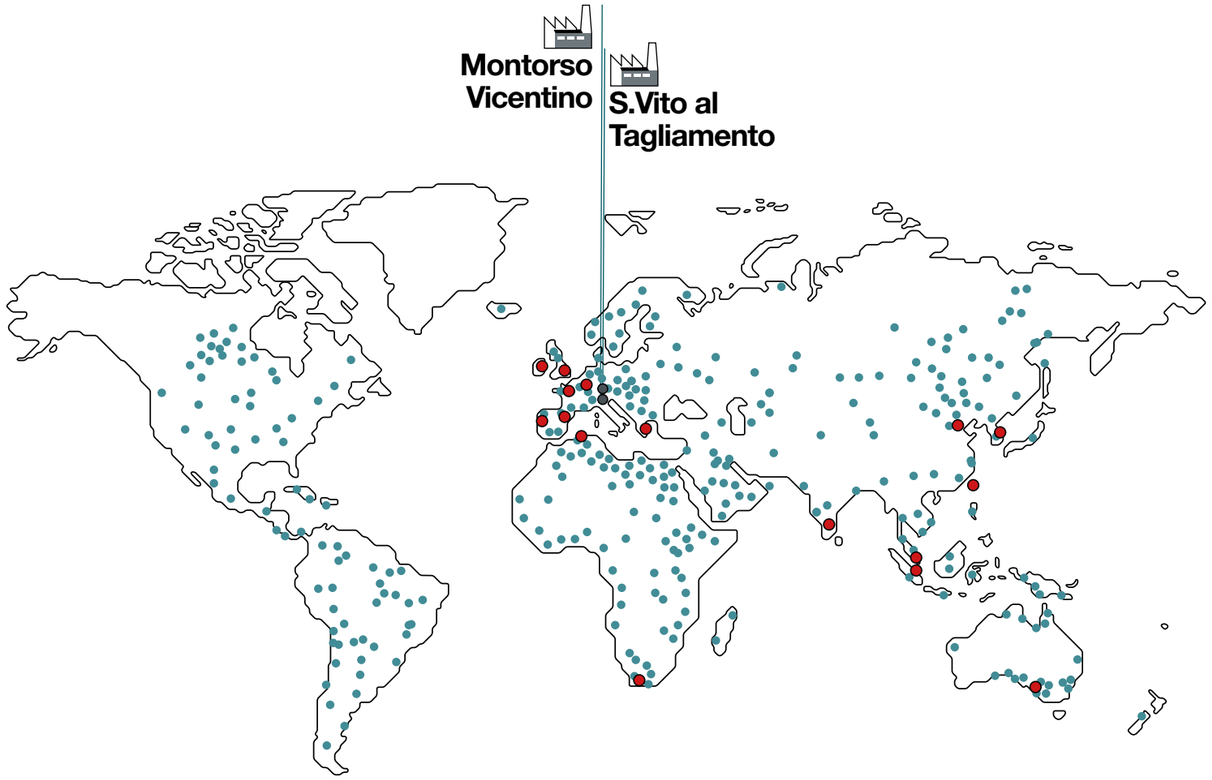

quick deliveries

orders processed in 24 to 48 hours

product availability in stock

high rotation standard parts always in stock

service and spare parts

worldwide extended presence

advanced digital control tools

NM, NMD

Close coupled centrifugal pumps with threaded ports

Designation

Example: BNMD(4)M 20/140A/B

B = Bronze version
(no indication: the pump is in the Cast Iron version)
NM = Series
D = Double impeller
4 = 4-pole version (no indication: 2-pole version)
M = Single-phase version (no indication: three-phase)
20 = Delivery port diameter in mm
140 = Nominal impeller diameter
A = Impeller size
/B = It refers to a revision

Construction

Close-coupled, centrifugal pumps; electric motor with extended shaft directly connected to the pump.

NM, NM4: single-impeller

NMD: with two back-to-back impellers (with axial thrust balancing).

Rated speed of rotation (50 Hz):
NM, NMD ≈ 2900 rpm.
NM4 ≈ 1450 rpm.

Connections: threaded ports ISO 228/1 (BS 2779).

NM, NMD: version with pump casing and lantern bracket in cast iron.

BNM, BNMD: version with pump casing and lantern bracket in bronze.

The pumps are supplied fully painted.

Operating conditions

Liquid temperature from -10°C to +90°C.

Ambient temperature up to 40°C.

Total suction lift up to 7 m.

Maximum permissible working pressure up to 10 bar (16 bar for pumps NMD 25/190; NMD 32/210; NMD 40/180).

Continuous duty (S3 60% for single-phase pump to 1,5-1,8 kW).

Motor

2-pole induction motor, 50 Hz (n ≈ 2900 rpm).

NM, NMD: three-phase 230/400 V ± 10% up to 3 kW;
400/690 V ± 10% from 4 to 9,2 kW;

NMM, NMDM: single-phase 230 V ± 10%, with thermal protector.

4-pole induction motor, 50 Hz (n ≈ 1450 rpm).

NM4: three-phase 230/400 V ± 10%.

Insulation class F.

Protection IP54

Motor suitable for operation with frequency converter from 0,37 kW for NM4 and from 1,1 kW for NM,NMD.

IE2 efficiency class for single-phase motors up to 1,1 kW.

IE3 efficiency class for three-phase motors (IE2 up to 0,65 kW).

Constructed in accordance with EN 60034-1, EN 60034-30-1, EN 60335-1, EN 60335-2-41.

Coverage chart

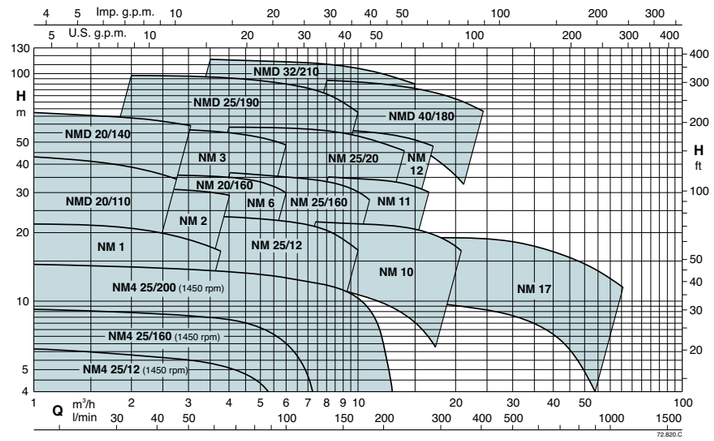

n ≈ 2900 rpm

n ≈ 1450 rpm

The electropumps comply with the European Regulation no. 547/2012

Special features on request

Other voltages.

Impeller in chrome-nickel stainless steel AISI 316 for: NM 10.., NM 11.., NM 12...

Frequency 60 Hz.

IP protection: IP55.

Special mechanical seal.

Motor suitable for operation with frequency converter up to 0,33 kW for NM4 and up to 0,75 kW for NM,NMD.

Higher or lower liquid or ambient temperatures.

- Cooling mixtures with temperatures from 0 to -30°C.
- Water with temperatures from 90°C to 140°C.
- Oil with temperature up to 200°C and / or maximum density of 30 cSt.

NM, NMS

Close coupled centrifugal pumps with flanged connections



Designation

Example: BNM(S) EI 32/16A/B

B = Bronze version
(no indication: the pump is in the Cast Iron version)
NM = Series
S = Series Version Stub-Shaft
EI = With frequency converter I-MAT
32 = Delivery port diameter in mm
16 = Nominal impeller diameter
A = Impeller size
/B = It refers to a revision

Construction

NM, NM4 Close-coupled centrifugal pumps; electric motor with extended shaft directly connected to the pump up to 22 kW (15 kW for NM4).

NMS, NMS4 Close-coupled centrifugal pumps, new bracket construction for standard motors (stub-shaft construction) with integrated thrust bearing.

Rated speed of rotation (50 Hz):

NM, NMS ≈ 2900 rpm.

NM4, NMS4 ≈ 1450 rpm.

Pump casing with axial suction and radial delivery on top, main dimensions and performance according to EN 733 with additional sizes for completion.

(NMS-NMS4 32/250, NMS-NMS4 50/315, NMS4 80/400

NM-NM4 32/25, NM4 50/31)

NM(S), NM(S)4: version with pump casing and lantern bracket in cast iron.

BNM(S), BNM(S)4: version with pump casing and lantern bracket/casing cover in bronze.

The pumps are supplied fully painted. Version with frequency converter (on request)

Connections: Flanges PN 10-16, EN 1092-2 (PN 10 for DN 200).

Operating conditions

Liquid temperature from -10°C to +90°C.

Ambient temperature up to 40° C.

Total suction lift up to 7 m.

Maximum permissible working pressure up to 16 bar (10 bar for NM 32/12; NM,NM4 32/16,20; NM,NM4 40/25; NM,NM4 50/20,25; NM4 65/31; NM,NM4 100/25; NM4 100/315,400; NM4 125/250 and bronze version).

Continuous duty.

Motor

2-pole induction motor, 50 Hz (n ≈ 2900 rpm).

NM, NMS: three-phase 230/400 V ± 10% up to 3 kW;
400/690 V ± 10% from 4 to 75 kW.

4-pole induction motor, 50 Hz (n ≈ 1450 rpm).

NM4, NMS4: three-phase 230/400 V ± 10% up to 3 kW;
400/690 V ± 10%, from 4 to 90 kW.

Insulation class F.

Protection IP 54 (IP 55 for NMS, NMS4).

Motor suitable for operation with frequency converter.

Three-phase motors with efficiency class IE2 up to 0.65 kW, IE3 from 0.75 to 55 kW, IE4 from 75 kW.

Constructed in accordance with: EN 60034-1; EN 60034-30-1.

Coverage chart

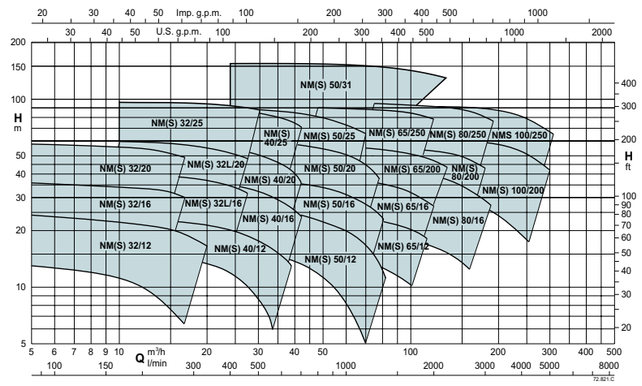

n ≈ 2900 rpm

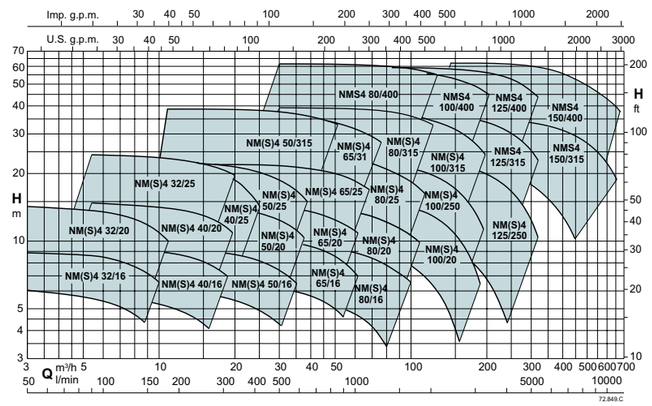

n ≈ 1450 rpm

The electropumps comply with the European Regulation no. 547/2012

Special features on request

Other voltages.

Impeller in chrome-nickel stainless steel for: 32/12, 40/12-16, 50/12-16

Frequency 60 Hz.

Protection IP 55.

Special mechanical seal IE4 efficiency class for three-phase motors

Single-phase motor (NMM) up to 1,8 kW.

Higher or lower liquid or ambient temperatures.

- Cooling mixtures with temperatures from 0 to -30°C.
- Water with temperatures from 90°C to 140°C.
- Oil with temperature up to 200°C and / or maximum density of 30 cSt.

NR

In-line pumps

Designation

Example: NR(D)(4) EI 50/125A/A

NR = Series
4 = 4-pole version (no indication: 2-pole version)
D = Twin head
EI = With frequency converter I-MAT
50 = Delivery port diameter in mm
125 = Nominal impeller diameter
A = Impeller diameter
/A = It refers to a revision

Construction

Close-coupled, single-impeller, centrifugal pumps;
electric motor with extended shaft directly connected to the pump.

NR, NR4 series: Single head electropumps.

NRD, NRD4: Twin head pump with built-in automatic switching valve. The two head can operate singularly or in parallel.

Pump casing with suction and delivery connections with the same diameter and on the same axis (in-line).

Connections: Flanges according to PN 10, EN 1092-2.

Operating conditions

Liquid temperature from -10°C to +90°C.

Ambient temperature up to 40° C.

Total suction lift up to 7 m.

Maximum permissible working pressure up to 10 bar.

Continuous duty (S3 60% for single-phase pump to 1,5 kW).

Motor

2-pole induction motor, 50 Hz (n ≈ 2900 rpm).

NR(D): three-phase 230/400 V ± 10% up to 3 kW;
400/690 V ± 10% from 4 to 18,5 kW.

NRM:single-phase 230 V ± 10%.

4-pole induction motor, 50 Hz (n ≈ 1450 rpm).

NR4: three-phase 230/400 V ± 10% up to 3 kW;
400/690 V ± 10% for 4 kW.

Insulation class F.

Protection IP 54.

Motor suitable for operation with frequency converter from 0,37 kW for NR4 and from 1,1 kW for NR(D).

IE2 efficiency class for single-phase motors up to 1,1 kW.

IE3 efficiency class for three-phase motors (IE2 up to 0,65 kW).

Constructed in accordance with:

EN 60034-1; EN 60034-30-1.

EN 60335-1, EN 60335-2-41.

Coverage chart

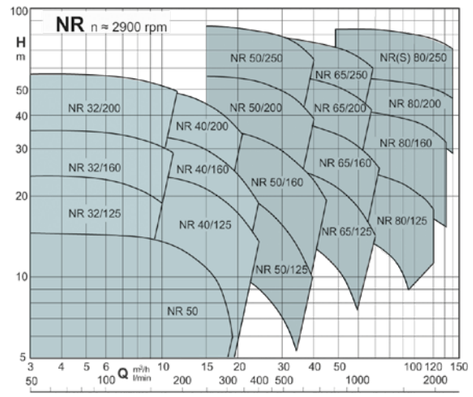

n ≈ 2900 rpm

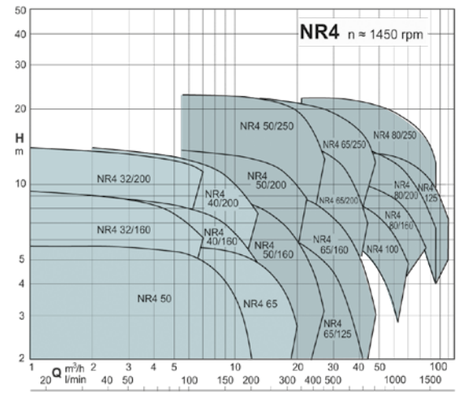

n ≈ 1450 rpm

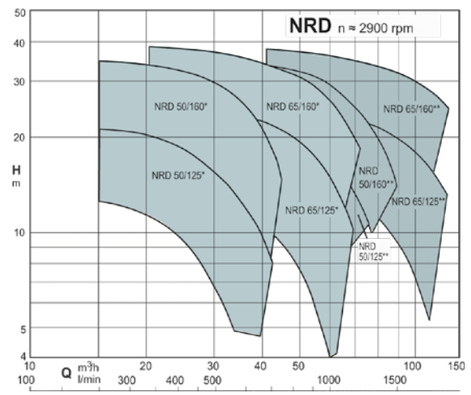

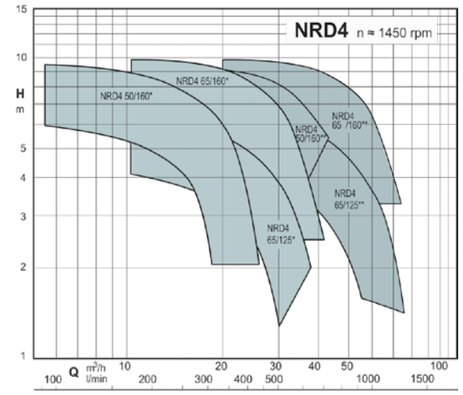

The electropumps comply with the European Regulation no. 547/2012

Special features on request

Other voltages.

Impeller in chrome-nickel stainless steel (except NR(4) 32... NR4 100 and NR4125)

Frequency 60 Hz.

Protection IP 55.

Special mechanical seal.

Higher or lower liquid or ambient temperatures.

Motor suitable for operation with frequency converter up to 0,33 kW for NR(D)4 and up to 0,75 kW for NR(D).

NMX

Close coupled centrifugal pumps in stainless steel with threaded connections

Construction

Close-coupled, centrifugal pumps; electric motor with extended shaft directly connected to the pump.

Connections: threaded ports ISO 228/1 (BS 2779).

NMX: Version in AISI 304.

NMXL: Version in AISI 316.

Operating conditions

Liquid temperature from -10°C to +90°C.

Ambient temperature up to 40° C.

Maximum permissible working pressure up to 10 bar.

Continuous duty (S3 60% for single-phase pump to 1,5-1,8 kW).

Coverage chart

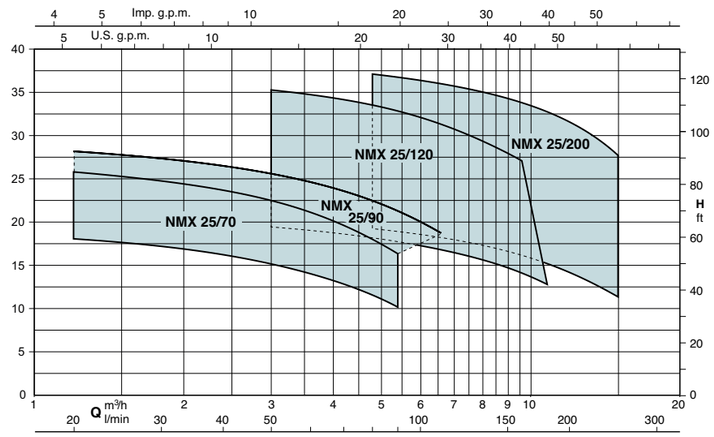

n ≈ 2900 rpm

Motor

2-pole induction motor, 50 Hz (n ≈ 2900 rpm).

NMX: three-phase 230/400 V ± 10%.

NMXM: single-phase 230 V ± 10%, with thermal protector.

Insulation class F.

Protection IP54.

Motor suitable for operation with frequency converter from 1,1 kW.

IE2 efficiency class for single-phase motors up to 1,1 kW.

IE3 efficiency class for three-phase motors (IE2 up to 0,65 kW). - Constructed in accordance with EN 60034-1, EN 60034-30-1, EN 60335-1, EN 60335-2-41.

Designation

Example: NMX(L)M 25/70B/B

NMX = Series

L = Version in AISI 316.

M = Single-phase version (no indication: three-phase)

25 = Delivery port diameter in mm

70 = Hydraulic code

B = Impeller size

/B = It refers to a revision

Special features on request

Other voltages.

Frequency 60 Hz (as per 60 Hz data sheet).

IP protection: IP55.

Special mechanical seal.

Higher or lower liquid or ambient temperatures.

Motor suitable for operation with frequency converter up to 0,75 kW.

MXH

Horizontal multi-stage close coupled pumps in stainless steel

Designation

Example: MXH(L) (-V, -F) EI 206/B

MXH = Series
L = Version in 1.4401 EN 10088 (AISI 316)
for MXH 2, 4, 8
(-V) = Version with Victaulic couplings
for MXH 32, 40
(-F) = Version with flanged ports
for MXH 20, 32, 40
EI = With frequency converter I-MAT
2 = Rated flaw in m^3/h
06 = Number of impellers
/A = It refers to a revision

Construction

One-piece horizontal multi-stage pumps made of AISI 304 chrome-nickel stainless steel, AISI 316L steel for MXHL 2, 4, 8.

Compact and robust construction, with compact lantern bracket and motor with feet.

Single-piece barrel casing, with front suction port above pumps axis and radial delivery at top.

Version with frequency converter (on request)

Operating conditions

Liquid temperature: from -15°C to +110°C.

Ambient temperature up to 40°C.

Maximum permissible final pressure in the pump body:
8 bar, 10 bar for MXH 20, 32, 48.

Continuous duty (S3 60% for single-phase pump to 1,5-1,8 kW).

Motor

2-pole induction motor, 50 Hz (n ≈ 2900 rpm).

MXH: three-phase 230/400 V ± 10% up to 3 kW;
400/690 V ± 10%, from 3.7 to 7.5 kW;

MXHM single-phase single-phase 230 V ± 10%, with thermal protector.

Capacitor inside the terminal box.

Insulation class F.

Protection IP 54.

Motor suitable for operation with frequency converter from 1,1 kW.

IE2 efficiency class for single-phase motors up to 1,1 kW.

IE3 efficiency class for three-phase motors (IE2 up to 0,65 kW).

Constructed in accordance withEN 60034-1; EN 60034-30-1.

EN 60335-1, EN 60335-2-41.

Coverage chart

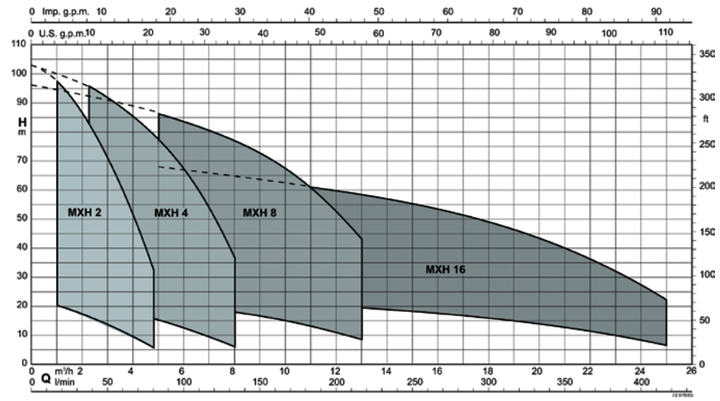

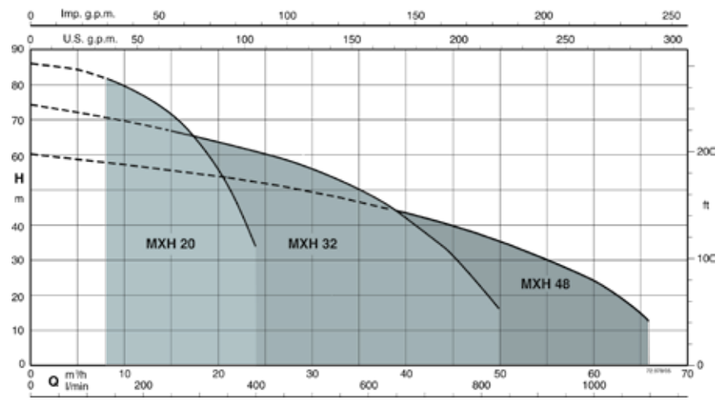

Special features on request

Pumps with ports with Victaulic couplings (-V) for MXH versions 32, 40.

Pumps with flanged ports (-F) for MXH versions 20, 32, 40.

Other voltages.

Frequency 60 Hz.

Protection IP 55.

Special mechanical seal.

Pump casing seal rings in FPM.

Higher or lower liquid or ambient temperatures.

Motor suitable for operation with frequency converter up to 0,75 kW.

MXV

Vertical multi-stage pumps in-line in stainless steel

Designation

*Example: MXV L EI 25-305 O H1 **

MXV = Series
L = AISI 316L version
(no code = AISI 304 version)
EI = With frequency converter I-MAT
25 = DN ports in mm
3 = Rated capacity in m^3/h
05 = Number of stages
O = oval flange ports (only for MXV(L) 25,32,40,50)
H1 = with support feet
for horizontal installation H, variant 1
* = with motor (or without motor)
* with no further designation = with standard motor

Construction

Vertical multi-stage pumps with suction and delivery connections of the same diameter and arranged along the same axis (in-line).

Corrosion-resistant bearing sleeves lubricated by the pumped liquid.

Removal of the mechanical seal without dismantling the motor (for MXV 25-32- 40-50,100 with motors exceeding 4 KW).

A pump with thrust bearing and sleeve coupling for use of any standard motor with IM V1 construction.

Version with frequency converter (on request).

Operating conditions

Temperature of liquid: from -15°C to +110°C.

Ambient temperature up to 40°C.

Maximum permissible pressure in pump casing: 25 bar, (16 bar for pumps with oval flanges).

Continuous duty.

Motor

Standard-type: 2-pole induction motor, 50 Hz (n ≈ 2900 rpm).
Motor suitable for operation with frequency converter.
Classification scheme IE3 for three-phase motors from 0,75 kW.
Construction IM V1.
Insulation class F.
IP protection: IP55
Three-phase with rated voltage:
up to 3 kW 230/400 V;
from 4 kW 400/690 V.

Coverage chart

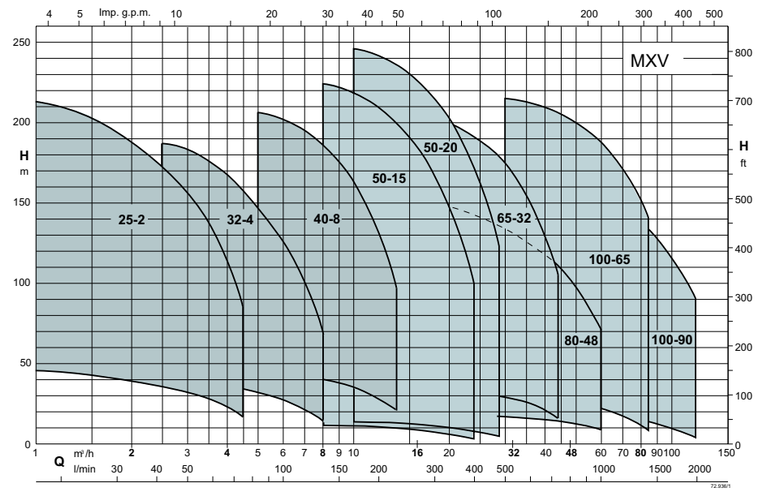

n ≈ 2900 rpm

The electropumps comply with the European Regulation no. 547/2012

Special features on request

Pump with flanged ports.
Pump with oval flange ports (O) (for MXV 25,32,40,50).
Pump without motor.
Pump with standard motor.
O-rings FPM.
Other mechanical seal.
Pump with motor of Client's choice (if available).
Single-phase motor 230 V, up to 2.2 kW.
Pump with support feet for horizontal installation (H1 or H2).
Other voltages.
Frequency 60 Hz.

Centrifugal pumps with open impeller

Designation

Example: B-CM 20/A

B = Bronze version
(no indication: the pump is in the cast iron version)
C = Series
M = Single-phase version
(no indication: three-phase)
/A = It refers to a revision

Construction

Close-coupled centrifugal pumps with open impeller.
Free-flow impeller (vortex or recessed impeller) for type C 16/1E.
C: version with pump casing and lantern bracket in cast iron.
BC: version with pump casing and lantern bracket in bronze.
The pumps are supplied fully painted.

Operating conditions

Liquid temperature from -10°C to +90°C.
Ambient temperature up to 40° C.
Total suction lift up to 8 m.
Maximum permissible working pressure: 6 bar.
Maximum size of solids: 4 mm.
Continuous duty. (S3 60% for C(M) 22E-CM 22/1E).

Motor

2-pole induction motor, 50 Hz (n ≈ 2900 rpm).
C: three-phase 230/400 V ± 10%.
CM: single-phase 230 V ± 10%, with thermal protector.
Capacitor inside the terminal box.
Insulation class F.
Protection IP54
Motor suitable for operation with frequency converter from 1,1 kW.
Single-phase motors with efficiency class IE2
(except for CM 22E, CM 22/1E).
IE3 efficiency class for three-phase motors (IE2 up to 0,65 kW).
Constructed in accordance with EN 60034-1; EN 60034-30-1.
EN 60335-1, EN 60335-2-41.

Coverage chart

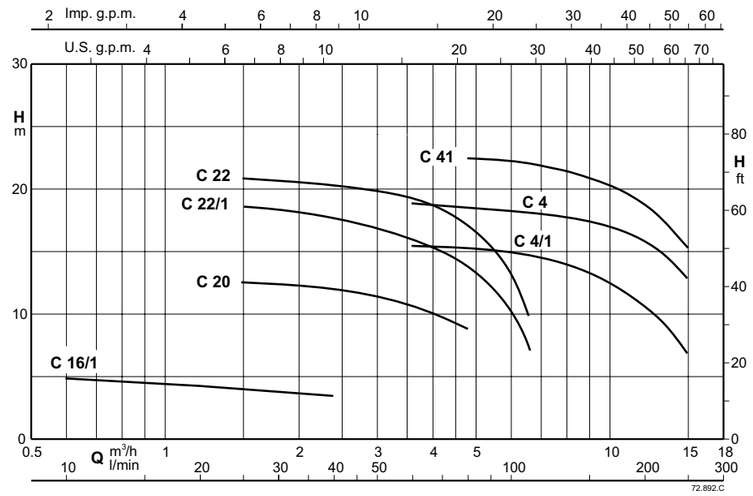

The electropumps comply with the European Regulation no. 547/2012

Special features on request

Other voltages.
Frequency 60 Hz (as per 60 Hz data sheet).
IP protection: IP55
Special mechanical seal
Motor suitable for operation with frequency converter up to 0,75 kW.
Design with support.
Higher or lower liquid or ambient temperatures.

- Cooling mixtures with temperatures from 0 to -30°C.
- Water with temperatures from 90°C to 140°C.
- Oil with temperature up to 200°C and / or maximum density of 30 cSt.

T, TP

Peripheral pumps

Designation

Example: BTM 61E

B = Bronze version
(no indication: the pump is in the cast iron version)
T = Series
M = Single-phase version
(no indication: three-phase)
61 = Nominal impeller diameter
E = It refers to a revision

Construction

Peripheral close coupled electropumps

T, TP: version with pump casing and lantern bracket in cast iron.

BT, BTP: version with pump casing and lantern bracket in Bronze.

The pumps are supplied fully painted.

Operating conditions

Liquid temperature from -10°C to +90°C.

Ambient temperature up to 40° C.

Total suction lift up to 7 m.

Maximum permissible pressure in the pump casing:

12.5 bar, (16 bar for TP series).

Continuous duty

Motor

2-pole induction motor, 50 Hz (n ≈ 2900 rpm).

T, TP: three-phase 230/400 V ± 10%.
400/690 V ± 10%, from 4 to 7,5 kW;

TM, TPM: single-phase 230 V ± 10% with thermal protector.

Capacitor inside the terminal box.

Insulation class F.

Protection IP54

IE2 efficiency class for single-phase motors.

IE3 efficiency class for three-phase motors (IE2 up to 0,65 kW).

Constructed in accordance with EN 60034-1; EN 60034-30-1.
EN 60335-1, EN 60335-2-41.

Coverage chart

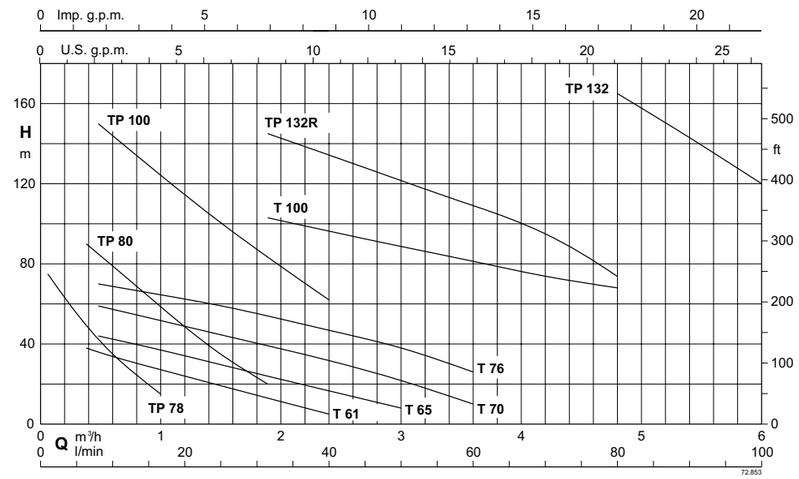

Special features on request

Other voltages.

Frequency 60 Hz (as per 60 Hz data sheet).

IP protection: IP55

Special mechanical seal

Construction with bearing bracket.

Higher or lower liquid or ambient temperatures.

- Cooling mixtures with temperatures from 0 to -30°C.
- Water with temperatures from 90°C to 140°C.
- Oil with temperature up to 200°C and / or maximum density of 30 cSt.

Calpeda Italia
Via Roggia di Mezzo 39,
36050 Montorso Vicentino (Vi) - Italy
Tel: +39 0444 476 476
info@calpeda.it

Calpeda Pompes S.A.
19, Rue de la Communauté,
44140 Le Bignon – France
Tel: +33 2 40031330
info@calpeda.fr

Calpeda Ibérica, S.A.
Pol. Ind. Ca n'Oller - C/Valencia 17-19 Nave 1
08130 Santa Perpetua de la Mogoda – Spain
Tel: +34 93 580 24 17
calpeda@calpedaiberica.com

Calpeda Pumpen Vertrieb GmbH
Philipp-Reis-Straße 2, 63755 Alzenau, Germany
Tel: +496023964330
info@calpeda.de

Calpeda Limited
6,8 Wedgwood Road Ind. Estate
Bicester Oxon OX26 4UL – Great Britain
Tel: +44 1869 241441
pumps@calpeda.co.uk

Calpeda Pumps (Ireland) Ltd.
Unit 5, Old Quarry Campus –
Kilshane Park Blanchardstown
Co. Dublin 15 – Ireland
Tel: +353 1 8612200
info@calpedaireland.com

Calpeda Pumps Southern Africa
Unit 3, Kingsley Close – Warbler Cl
7800 Cape Town – South Africa
Tel: +27 10 442 2200
pumps@calpeda.co.za

Calpeda Asia Pacific Pte Ltd
3, Gul Street 1
629316 – Singapore
Tel: +65 68984111
sales@calpeda-asiapac.com

Calpeda China Beijing Pump Co. Ltd.
No.15-12A South Jingsheng Four Street
Liandong U Valley Science Park
Tongzhou District 101102 – Beijing – China
Tel: +86 10 59770570/71/72
calpeda@calpeda.cn

Calpeda Korea Co, Ltd
508-B – 121, Digital-ro – Geumcheon-gu
08505 – Seoul - Republic of Korea
Tel: +82 31 4999550
calpedakr@calpedakorea.com

Calpeda Taiwan Co Ltd
No.367-1, Fongren Road – Renwu Township
81449 Kaohsiung County – Taiwan
Tel: +886 7 3723855
calpeda@calpeda.com.tw

Calpeda Malaysia Sdn Bhd
No 40, Jalan 5/KU6, Kaw Perindustrian Sg Puloh
42100 Klang Selangor – Malaysia
Tel: +60 3 3292 9022
enquiry@calpeda-asiapac.com

Calpeda Pumps Pty Ltd
3 Maritime Court
SA 5013 Gillman – Australia
Tel: +61 8 82688880
sales@calpeda.com.au

Calpeda Pumps India PVT Ltd
Sy nu.84/10 pallathal farm
RTO By pass Road, Yelahanka Bengaluru-560064
India
Tel: +91 9480809570….79
info_india@calpeda.it

Caprari Hellas SA
Industrial Area of Sindos
Municipality of Ehedorou
57022 Thessaloniki - Greece
Tel. +30 2310 797967
info@caprari.gr

Caprari Tunisia SA
Rue Annaba - Z. Ind.elle Ben Arous
2013 Ben Arous - Tunisia
Tel. +216 79 390001
tunisie@caprari.com

Caprari Portugal LDA
Rua Matadouro Regional Lt 46 Armaz B/C
Zona Industrial
2005-002 Santarém - Portugal
Tel. +351 243 350610
geral@caprariportugal.com

HQ - Montorso Vicentino
Via Roggia di Mezzo 39,
36050 Montorso Vicentino (Vi) - Italy
Tel: +39 0444 476 476
info@calpeda.it

S.Vito al Tagliamento Plant
Via Armenia, 6 Z.I.
33078 S.Vito al Tagliamento (PN) - Italy
Tel: +39 043485121
info@calpeda.it

Calpeda S.p.A.
Via Roggia di Mezzo, 39
36050 Montorso Vicentino - VI (Italy)
Tel. +39 0444 476476
email: info@calpeda.it
www.calpeda.com